
Atriplex halimus *Atriplex canescens*

*

(// : // :)

A. halimus *Atriplex canescens*

Atriplex canescens

A. halimus

A. halimus *Atriplex canescens*

A. halimus *Atriplex canescens* :

...

()

%

A. repanda

()

()

% /

%

)

.(

A. canescens

A. halimus

()

A. halimus *A. canescens*

()

()

%

% *Atriplex prostrata*

()

A. halimus *A. canescens*

A. canescens

%

A. halimus

()

$$VGI = \sum G / t$$

:G

:VGI

:t

()

(SPSS Inc.) SPSS10

(Kolmogorov-Smirnov)

(Levene Test)

$\arcsin \sqrt{\%}$

(ANOVA)

Tukey-HSD

Post-hoc

EXCEL

A.

A. halimus canescens

<i>A. halimus</i>				<i>A. canescens</i>	
Ms	F	Ms	F		
	/ ***		/ ***		
	/ ***	/	***		
/	/ ***	/	/ ***		
/	/ ^{ns}	/	*		
ns	/ /			*	***

A. canescens

A. canescens

% /

% /

(% /)

.()

%

.()

%

% /

/

/

A. halimus

%

.()

% /

% /

/

.()

%

.()

%

A. halimus

)

/ .()

.() %

A. canescens

A. canescens

) % /

.(

.()

%

%

/

/

/

.()

%

A. halimus

/

)

%

.(

/

.()

%

A. halimus

%

%

.() .

)

.(

(% /)

%

...

A. halimus *A. canescens*

A. <i>halimus</i>	A. <i>canescens</i>	A. <i>halimus</i>	A. <i>canescens</i>	A. <i>halimus</i>	A. <i>canescens</i>	A. <i>halimus</i>	A. <i>canescens</i>		
/ a	/ ab	/ a	/ b	/ a	/ a	a	/ a		
/ a	b	abc	/ ab	/ bc	/ b	bc	/ ab	()	
/ a	/ b	ab	/ a	/ cde	/ cd	/ cde	/ bcde		
/ a	/ ab	abc	/ a	/ cde	/ f	cde	/ f		
a	/ ab	ab	/ a	/ bc	/ ef	/ bc	/ def		
/ a	/ ab	ab	/ a	/ g	/ de	/ g	cdef	()	()
/ a	/ ab	/ a	/ a	/ fg	ef	/ fg	/ ef	()	()
/ a	/ b	/ bc	ab	bc	/ bc	bc	/ abc	()	
a	/ ab	abc	/ ab	/ def	/ bc	/ def	/ abcd		
a	/ a	/ ab	/ ab	/ fg	/ bc	/ fg	/ abc		
/ a	/ ab	ab	/ ab	/ ef	ab	ef	ab		
a	/ ab	/ bc	/ ab	/ ab	/ b	/ ab	/ ab	()	
/ a	/ ab	abc	/ ab	/ bc	/ bc	bc	/ ab		
/ a	/ ab	ab	/ ab	/ cd	/ bc	/ cd	abc		
a	/ ab	/ bc	/ ab	/ cd	/ bc	/ cd	abc		

%

A. canescens

()

A. cordobensis
A. canescens

/

A. canescens

% /

() % /

% /

() ()

A. repanda

% /

A. halimus

% /

A. canescens

()

% /

A. canescens

()

A. cordobensis

()

A. halimus

%

A. semibaccata *A. repanda*

()

%

A. nummularia

/

%

% / *A. nummularia*

Atriplex griffiti

()

...

%

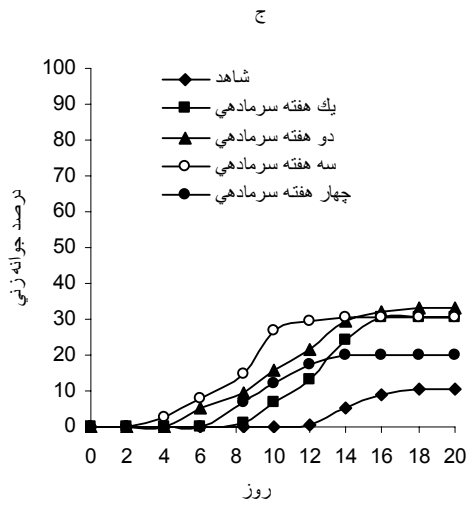
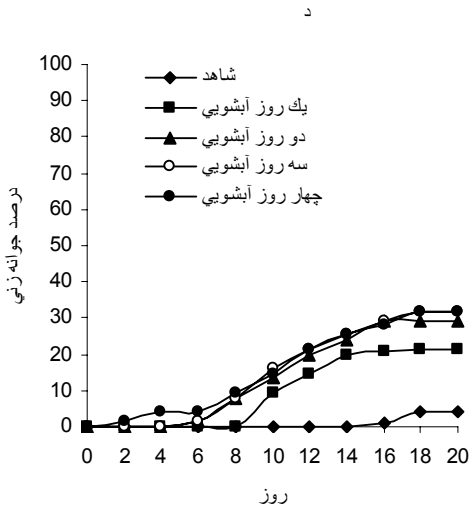
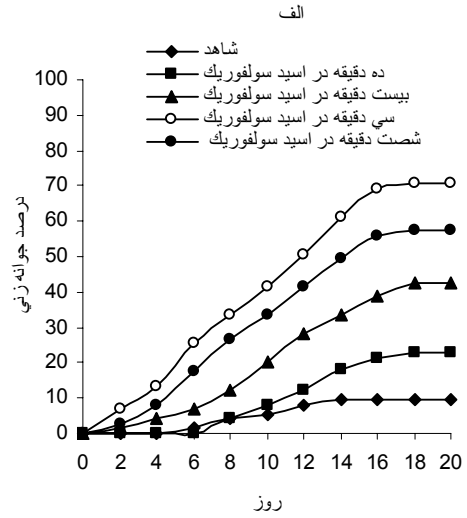
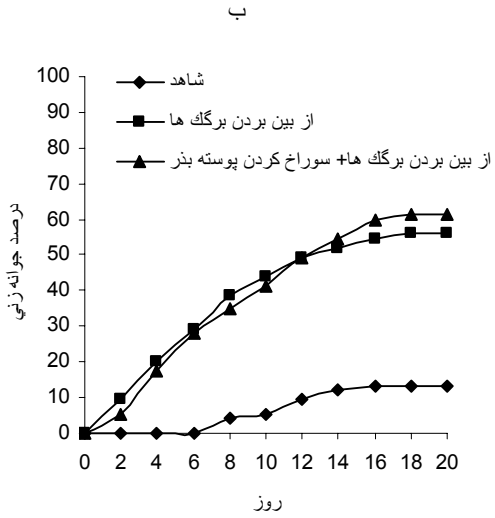
A. canescens

A.

halimus

Atriplex canescens

A. halimus



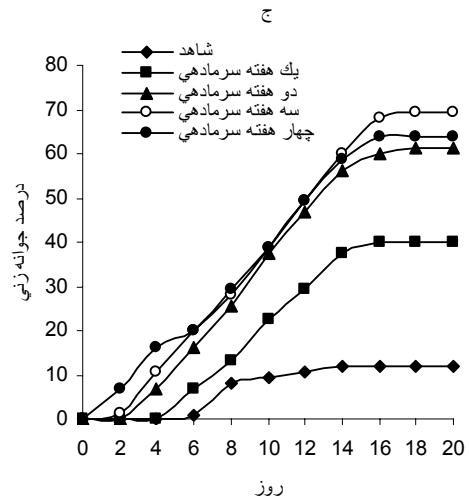
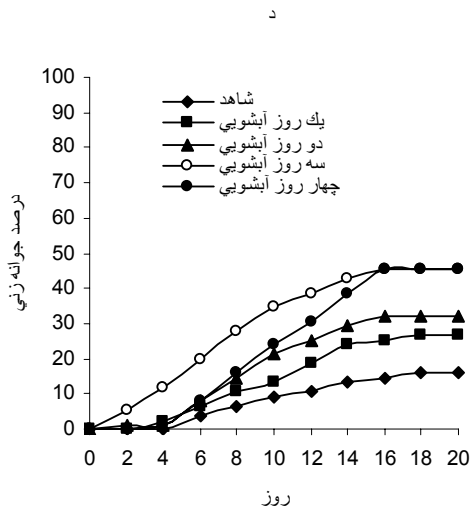
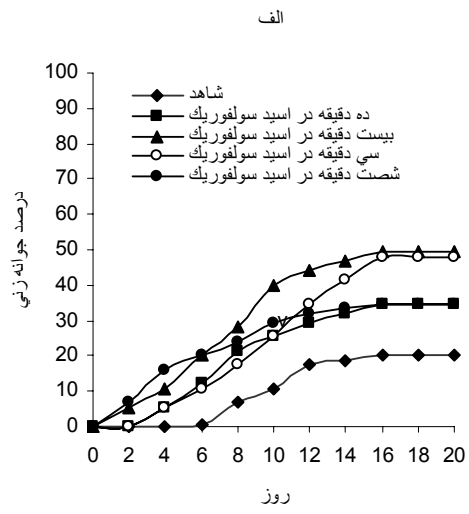
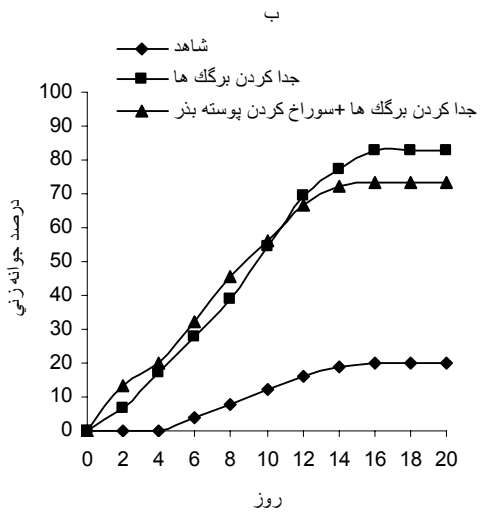
A. canescens

()

()

()

()



()

()

A. halimus

()

()

-
- 1-Aiazzi, M. T. and J. A. Arguello, 1992. Dormancy and germination studies on dispersal units of *Atriplex cordobensis*. *Seed Science and Technology*, 20: 401-407.
 - 2-Anderson, R. N. 1996. Germination and establishment of weeds for experimental purposes. *Weed Science Society of America. Handbook*, 230pp.
 - 3-Ansley, R. J., and R. H. Abernethy, 1995. Environmental factors influencing gardener saltbush seed dormancy alleviation. *Journal of Range Management*. 33: 331-335.
 - 4-Coepland, L. O. 1986. *Principles of Seed Science and Technology*. Burgess Publishing Company, 369 pp.
 - 5-Hartman, H. T., and D. E. Kester, 1990. *Plant Propagation, Principles and practices*. Fifth edition. Prentice Hall International Inc. 381 pp.
 - 6-Khan, M. A., Gulzar, S., 2003. Germination responses of *Sporobolus ioclados*: a saline desert grass. *Journal of Arid Environments* 53, 387-394.
 - 7-Laihacer-kind, H. M. Loud. 1985. Improvement of seed germination in *Atriplex repanda* Phill. *Journal of Range Management*, 38: 491-494.
 - 8-Osman, A.E., F. G. Ghassali, 1997. Effects of storage condition and presence of fruiting bracts on the germination of some species of *Atriplex*. *Experimental. Agriculture*, 33: 149-155.
 - 9-Rubio-Casal, A. E., Castillo, J. M., Luque, C. J., Figueroa, M. E., 2003. Influence of salinity on germination and seeds viability of two primary colonizers of Mediterranean salt pans. *Journal of Arid Environments* 53, 145-154.
 - 10-Salisbury, F. B., and C. W. Ross, 1992. *Plant Physiology*. Wathworth Publishing Company, California, 1054pp.
 - 11-SPSS Inc. 1999. *SPSS: SPSS 10.0 for Windows update*. USA: SPSS Inc.
 - 12-Ungar. I. A., and M. A. Khan, 2001. Effect of bracteoles on seed germination and dispersal of two species of *Atriplex*. *Annals of Botany*, 87:233-239.
 - 13-Vleeshouwers, L. M., Bpuwmeester, H. J. & Karssen, C. M. (1995). Redefining seed dormancy: an attempt to integrate physiology and ecology. *Journal of Ecology*, 83: 1031-1037.
 - 14-Watson, M. C. 1993. Effect of inhibitors on germination of some species of *Atriplex*. *Experimental Agriculture*, 29: 107-112.
 - 15-Weaver, L. C., G. L. Gordan, 1995. Effects of selected seed treatment on germination rates of five range plants. *Journal of Range Management*, 48: 415-418.
 - 16-Young, J. A., B. L. Kall, and H. George. 1980. Germination of three species of *Atriplex*. *Agronomy Journal*, 72: 705-709.

Effect of sulfuric acid, debracteols of seed, stratification and leaching treatments on seed dormancy breaking of *Atriplex canescens* and *A. halimus*

K. Nosrati^{*1}, H. Azarnivand², E. Bijanzadeh³

¹ Faculty of Earth Sciences, Shahid Beheshti University, Tehran, I. R. Iran

² Associate Prof., Faculty of Natural Resources, University of Tehran, Karaj, I. R. Iran

³ Department of Plant Production, Shiraz University, Shiraz, I. R. Iran

(Received 16 January 2006, Accepted 27 August 2007)

Abstract

Germination of different *Atriplex* species seeds needs especial treatments to have acceptable germination. In this study were tested different treatments on two *Atriplex* species seeds. Laboratory experiments were conducted to evaluate the effect of chemical scarification using 90% sulfuric acid for 10, 20, 30, and 60 minutes; mechanical scarification using debracted and debracted with testa pierced of seeds; stratification for 1, 2, 3, and 4 weeks at 6°C; and leaching for 1, 2, 3, and 4 days on seed germination of *Atriplex canescens* and *A. halimus*. Effective methods for breaking dormancy of *A. canescens* seeds were scarification by 90% sulfuric acid for 30 min, and debracted of seed. In *A. canescens* maximum rate of germination was observed using 90% sulfuric acid for 30 minutes. In *A. halimus*, scarification with 90% sulfuric acid for 10, 20, 30 and 60 min were not effective for breaking seed dormancy because of damaged on embryos. In contrast, maximum seed germination and rate of germination were observed in mechanical scarification by debracted. In *A. canescens* and *A. halimus* leaching of the seeds for 1, 2, 3, and 4 days had the little effect on seed germination and rate of germination.

Keywords: Seed germination, Germination velocity, *Atriplex canescens*, *A. halimus*